


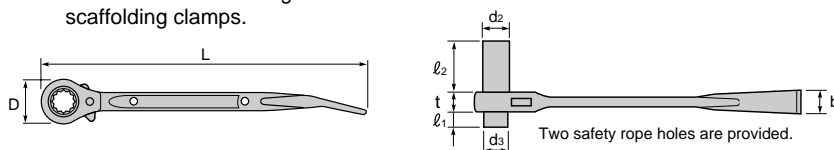
DOUBLE-SIZE RATCHET WRENCH with Shallow and deep socket with bar

(Reversible claw type)



RN 1719BL

Effective for assembling ALC and molded cement boards and for the installation of scaffolding clamps.



(Unit: mm)


Item No.	Size	L	D	b	d ₂	d ₃	t	l ₁	l ₂	Weight(g)	Remarks
RN 1719BL	17 × 19	325	41	25	26	23	18.5	16	52	530	



The bar part can be conveniently used to adjust the space between ALC and molded cement boards.

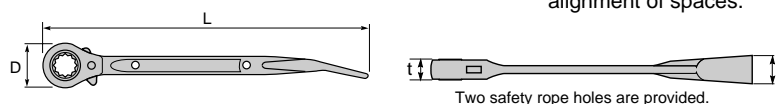
DOUBLE-SIZE RATCHET WRENCH with Flat socket and bar

(Reversible claw type)



RN 1719BT ~ 1921BT

Chrome plate finish
Bar part is convenient for the alignment of spaces.




(Unit: mm)

Item No.	Size	L	D	b	T	Weight(g)	Remarks
RN 1719 BT	17 × 19	325	41	25	18.5	400	
RN 1721 BT	17 × 21	325	41	25	18.5	400	
RN 1921 BT	19 × 21	325	41	25	18.5	400	

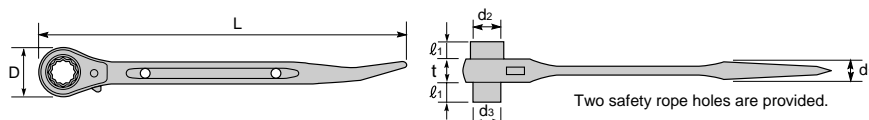
DOUBLE-SIZE RATCHET WRENCH with Bent spear

(Reversible claw type)



RNB 1719 ~ 1921

The ratchet wrench with bent spear is optimal for tightening wire.
Chrome plate finish.



(Unit: mm)

Item No.	Size	L	D	d ₁	d ₂	d ₃	t	l ₁	Weight(g)	Remarks
RNB 1719	17 × 19	310	41	15	26	24	18	16	400	
RNB 1721	17 × 21	310	41	15	29	24	18	16	400	
RNB 1921	19 × 21	310	41	15	29	26	18	16	400	

DOUBLE-SIZE RATCHET WRENCH for Construction use

(Reversible claw type)

SR 1721

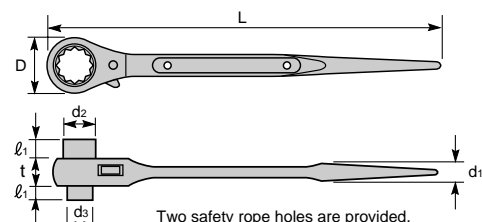


Exclusively used for construction related work.
Optimal for assembling and disassembling scaffolding pipes.
Black(Phosphoric acid manganese) finish

SR 1721C



Optimal for assembling and disassembling scaffolding pipes.
Chrome plate finish.



(Unit: mm)

Item No.	Size	L	D	d ₁	d ₂	d ₃	t	l ₁	Weight(g)	Remarks
SR 1721	17 × 21	310	41	16	29	24	18	16	400	
SR 1721C	17 × 21	310	41	16	29	24	18	16	400	