

# CRANES



Multi cranes  
P.106 ►

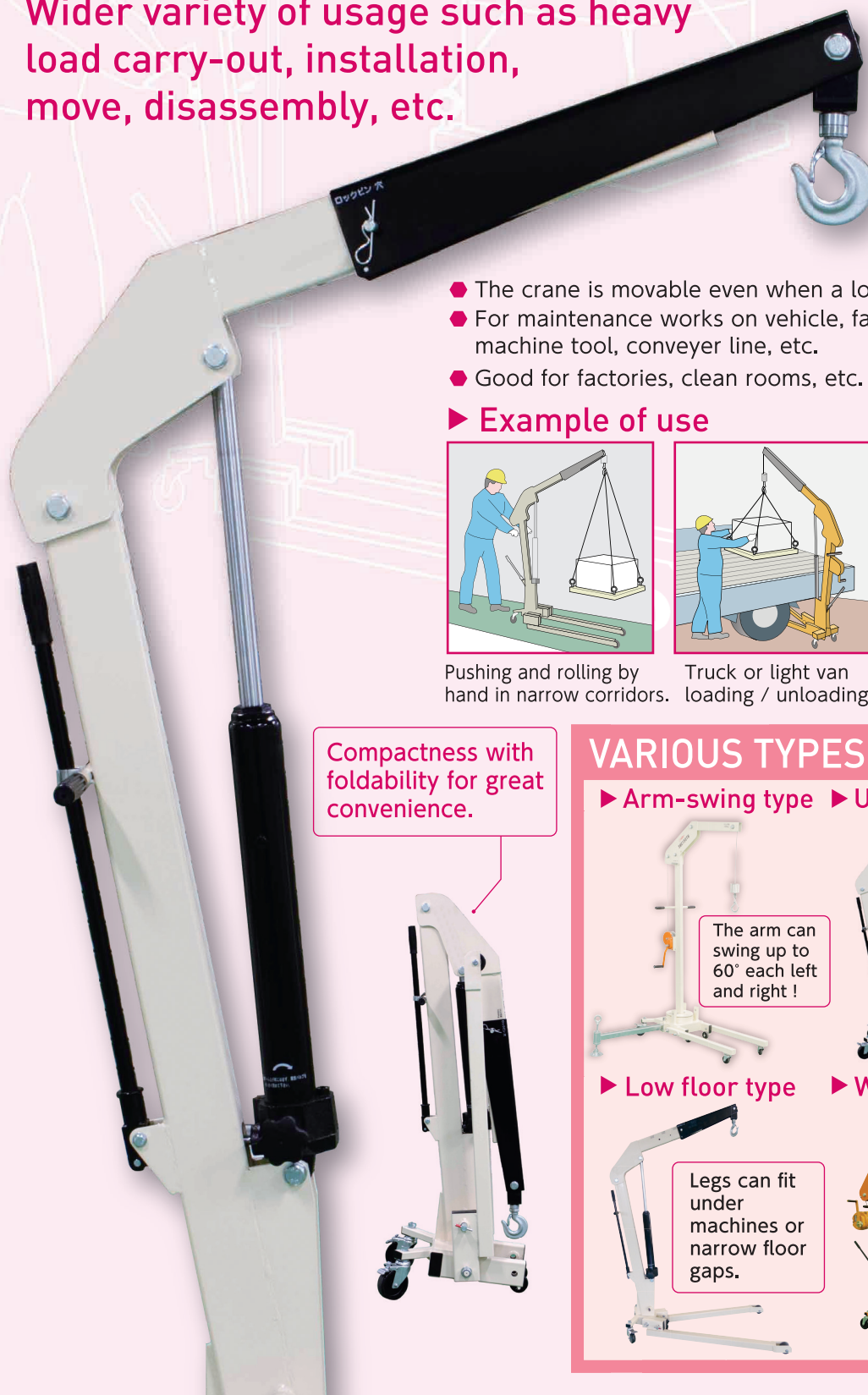


Portable gate type cranes  
P.109 ►

# MULTI CRANE

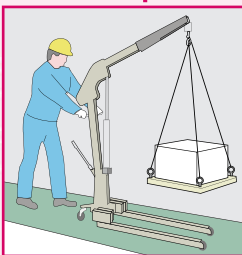
**Ideal for load lifting and handling in workplace without fixed crane equipment !!**

**Wider variety of usage such as heavy load carry-out, installation, move, disassembly, etc.**




- ◆ The crane is movable even when a load is being lifted up.
- ◆ For maintenance works on vehicle, farming machinery, machine tool, conveyer line, etc.
- ◆ Good for factories, clean rooms, etc.

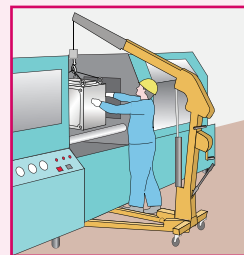
## ► Example of use



Pushing and rolling by hand in narrow corridors.



Truck or light van loading / unloading.



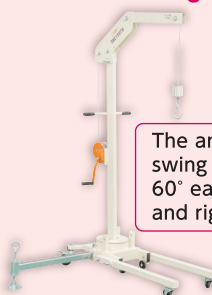
Machine work loading / unloading.

**Compactness with foldability for great convenience.**



## VARIOUS TYPES AVAILABLE !

### ► Arm-swing type ► U shaped leg type

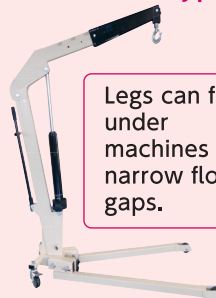


The arm can swing up to 60° each left and right !



Movable even in narrow corridor.

### ► Low floor type ► Winch type




Legs can fit under machines or narrow floor gaps.



Load can be lifted up or down with a manual winch.

# SMC150TH

## ARM-SWING TYPE MULTI CRANE (Light-weight Type)



Right / left max. swing angle up to 60°

### Example of use



Loading / unloading goods on / from a pallet in a warehouse or a factory.



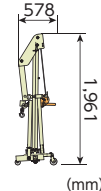
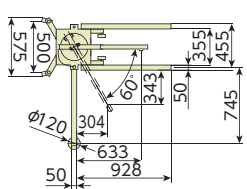
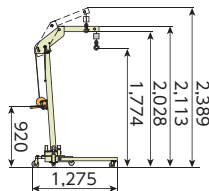
Loading / unloading work into / from a machine.

### Features

- When you insert the outrigger, the crane arm can swing with max. angle up to 60° each right and left.
- The swing lock mechanism allows arm swing only in the direction of the outrigger.
- If you move back the arm into the front position and you remove the outrigger, the safety design allows you to push and roll by hand the loaded crane.
- The U shaped legs allow, during movement, easy operation even through narrow corridor.
- Light-weight and compact type.

### Specifications, dimensions table

| Item No.        | Rated capacity (kg) | Arm swing angle | Arm height adjustment | Lifting height (mm) | N.W. (kg) |
|-----------------|---------------------|-----------------|-----------------------|---------------------|-----------|
| <b>SMC150TH</b> | 150                 | 60° right/left  | 2 steps               | 1,774 · 2,028       | 105       |



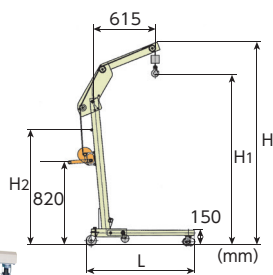
# SMC-H

## MULTI CRANE (Light-weight Type)

Light and compact



SMC200H



SMC200H



### Features

- Ideal in workplace without fixed crane equipment.
- Very smoothly moveable with 4 swivel wheels.
- Load can be lifted up or down with a manual winch.
- The arm and legs are foldable, enabling use anywhere anytime and compact storage.


### Applications

- Maintenance works on vehicle, farming machinery, machine tool, conveyer line, etc.
- Vehicle loading or unloading.

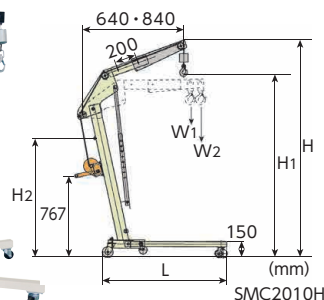


### Specifications, dimensions table

| Item No.        | Size (mm) |     |       |       |       | Rated capacity (kg) |     | Arm length adjustment | N.W. (kg) |
|-----------------|-----------|-----|-------|-------|-------|---------------------|-----|-----------------------|-----------|
|                 | L         | L1  | H     | H1    | H2    | W1                  | W2  |                       |           |
| <b>SMC200H</b>  | 1,060     | 680 | 2,015 | 1,660 | 1,145 | 200                 |     | Fixed type            | 45        |
| <b>SMC2010H</b> | 1,170     | 737 | 2,065 | 1,740 | 1,125 | 200                 | 100 | 2 steps type          | 55        |



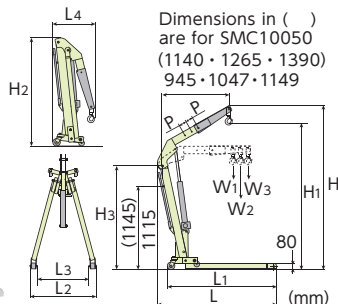
SMC2010H



SMC2010H

# SMC

## MULTI CRANE (Low Floor Type)



Dimensions in ( ) are for SMC10050 (1140 · 1265 · 1390) 945 · 1047 · 1149

### Features

- Ideal in workplace without fixed crane equipment.
- Very smoothly moveable with 4 swivel wheels.
- The arm vertical move is hydraulic type, and the arm length is adjustable at 3 steps.
- Compact foldable type enabling use anywhere anytime.

### Applications

- Maintenance works on vehicle, farming machinery, machine tool, conveyer line, etc.
- Vehicle loading or unloading.

### Specifications, dimensions table

| Item No.        | Rated capacity (kg) |     |     | Size (mm) |       |     |     |     |       |       |       |       |     | N.W. (kg) |
|-----------------|---------------------|-----|-----|-----------|-------|-----|-----|-----|-------|-------|-------|-------|-----|-----------|
|                 | W1                  | W2  | W3  | L         | L1    | L2  | L3  | L4  | H     | H1    | H2    | H3    | P   |           |
| <b>SMC5030</b>  | 500                 | 400 | 300 | 1,610     | 1,470 | 890 | 695 | 530 | 2,335 | 2,095 | 1,465 | 1,405 | 102 | 75        |
| <b>SMC10050</b> | 1,000               | 750 | 500 | 1,710     | 1,555 | 955 | 760 | 605 | 2,580 | 2,340 | 1,585 | 1,520 | 125 | 100       |



# SMC10050C

## MULTI CRANE (Low Floor Type) U Shaped Leg Type

### Applications

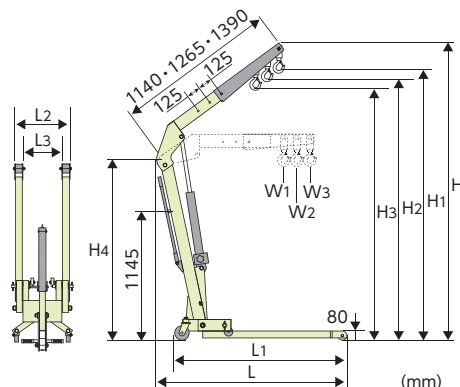
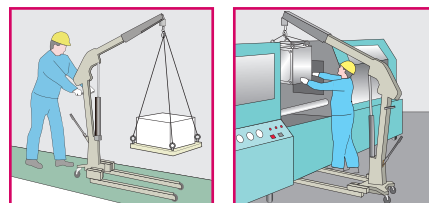
- Maintenance works on vehicle, farming machinery, machine tool, conveyer line, etc.
- Vehicle loading or unloading.

### Features

For the New Products page, see P.5

- Ideal for lifting and moving loads in workplace without fixed crane equipment.
- Compact foldable type enabling use anywhere anytime.
- The arm vertical move is hydraulic type, and the arm length is adjustable at 3 steps.
- The U shaped legs are very compact, enabling move even through narrow corridor.

### Example of use



### Specifications, dimensions table

| Item No.         | Rated capacity(kg) |     |     | Size (mm) |       |     |     |       |       |       |       |       | N.W.<br>(kg) |
|------------------|--------------------|-----|-----|-----------|-------|-----|-----|-------|-------|-------|-------|-------|--------------|
|                  | W1                 | W2  | W3  | L         | L1    | L2  | L3  | H     | H1    | H2    | H3    | H4    |              |
| <b>SMC10050C</b> | 1,000              | 750 | 500 | 1,710     | 1,555 | 500 | 305 | 2,580 | 2,340 | 2,265 | 2,190 | 1,520 | 105          |

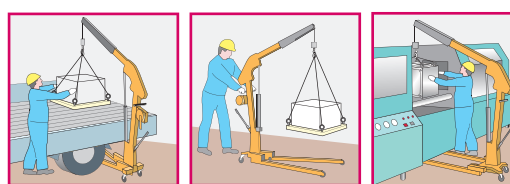
# SMC•SMC-H

## MULTI CRANE (Winch Type and Economy Type)

### Features

- The arm length is adjustable at 3 steps and the rated capacity remains the same at every step.
- Very smoothly moveable with wheels.
- The arm vertical move is hydraulic type, allowing easy control.
- For the SMC-H type, load can be lifted up or down with a manual winch.
- The crane arm and legs are foldable for compact storage, enabling use anywhere anytime.

### Example of use



- Truck or light van loading / unloading.

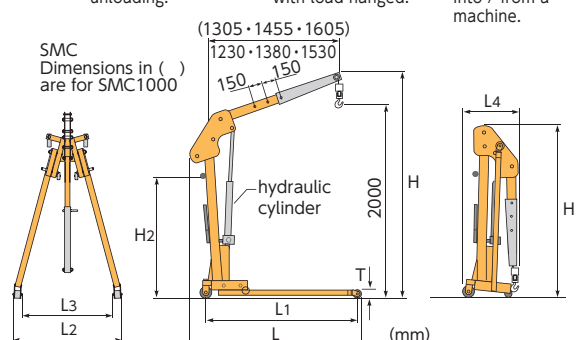
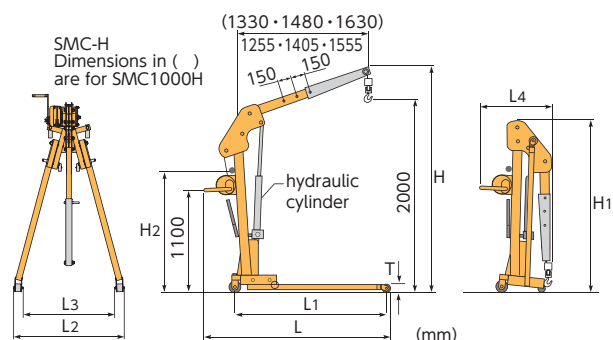
- Pushing and rolling by hand the crane with load hanged.

- Loading / unloading work into / from a machine.



- Winch type (SMC-H)

- Economic type (SMC)



### Specifications, dimensions table

| Item No.        | Rated capacity (kg) | Size (mm) |       |       |     |     |       |       |       |     | N.W. (kg) |
|-----------------|---------------------|-----------|-------|-------|-----|-----|-------|-------|-------|-----|-----------|
|                 |                     | L         | L1    | L2    | L3  | L4  | H     | H1    | H2    | T   |           |
| <b>SMC500</b>   | 500                 | 1,920     | 1,640 | 1,125 | 930 | 645 | 2,245 | 1,790 | 1,285 | 90  | 130       |
| <b>SMC1000</b>  | 1,000               | 2,065     | 1,840 | 1,181 | 985 | 785 | 2,235 | 1,882 | 1,380 | 110 | 190       |
| <b>SMC500H</b>  | 500                 | 2,000     | 1,640 | 1,125 | 930 | 840 | 2,300 | 1,790 | 1,285 | 90  | 135       |
| <b>SMC1000H</b> | 1,000               | 2,180     | 1,840 | 1,181 | 985 | 980 | 2,345 | 1,882 | 1,380 | 110 | 200       |

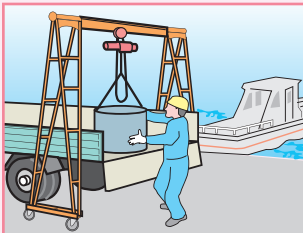
# PORTABLE GATE TYPE CRANE

**Ideal in workplace without fixed crane equipment !**

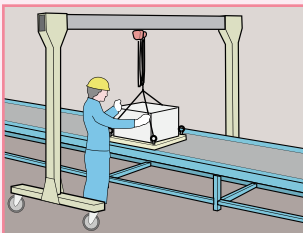
**Wider variety of usage such as heavy load carry-out, installation, move, disassembly, etc.**

- Easy assembly and disassembly just by tightening the bolt nuts.
- Including swivel casters (with brake for all 4 wheels) and a plain trolley for movement.

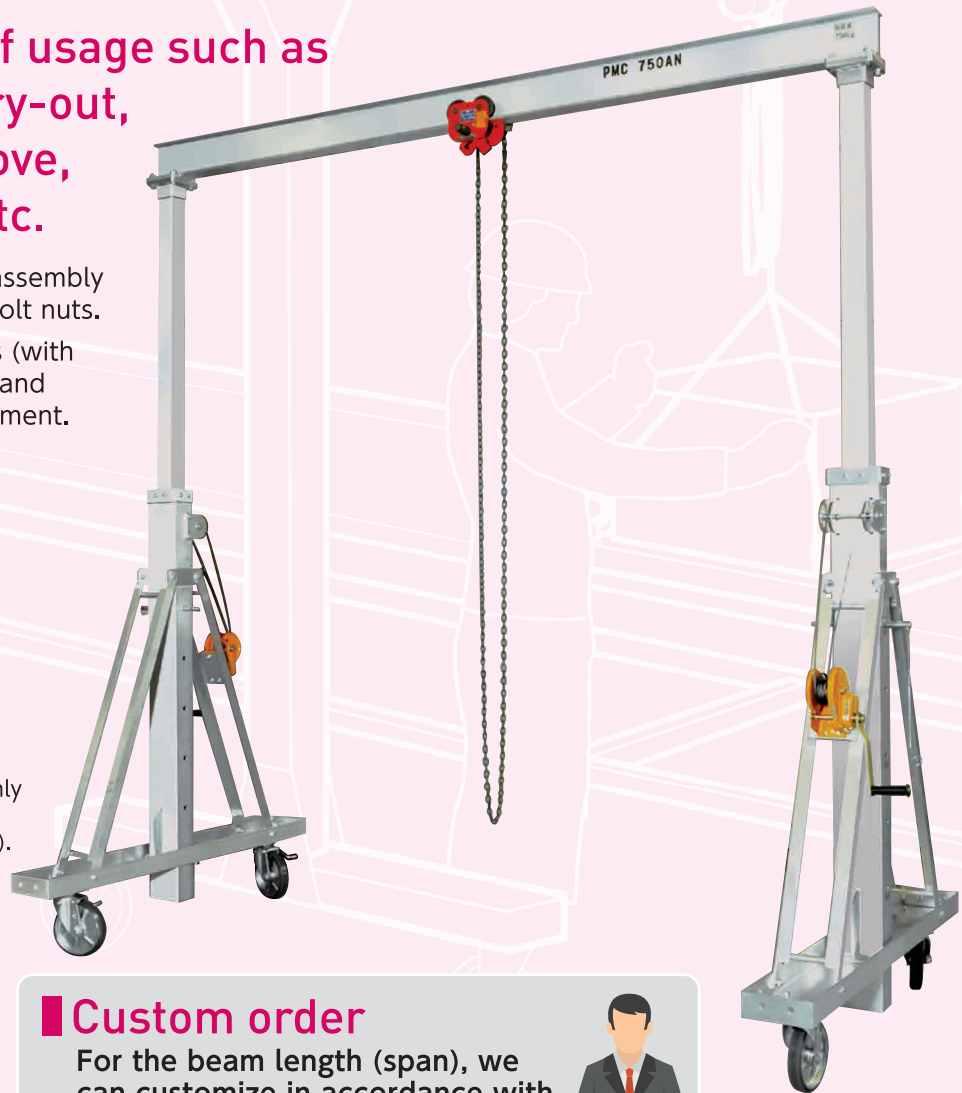
## ▶ Example of use



The lateral movement of the hoist can be operated smoothly with the geared trolley (attached with the main body).



Optimal in workplace with no crane equipment.



## ■ Custom order

For the beam length (span), we can customize in accordance with specific requirement.




CRANES

Multi cranes

Portable gate type cranes

## LARGE LINE UP !

### Light type



Aluminum made, light-weight and yet very rigid !

### Telescopic type



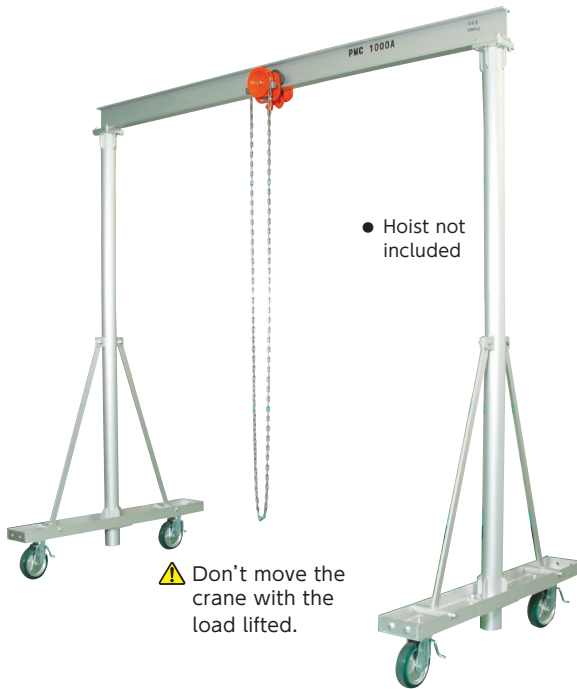
Easy height adjustment !

### Aluminum rail type



Quiet and light operation movement with the aluminum rail !





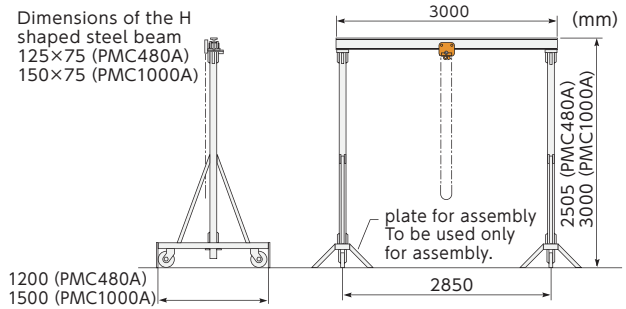
★ Upon request, we can provide a crane of your required dimensions.

## PMC-A

### PORTABLE GATE TYPE CRANE (Aluminum Type)

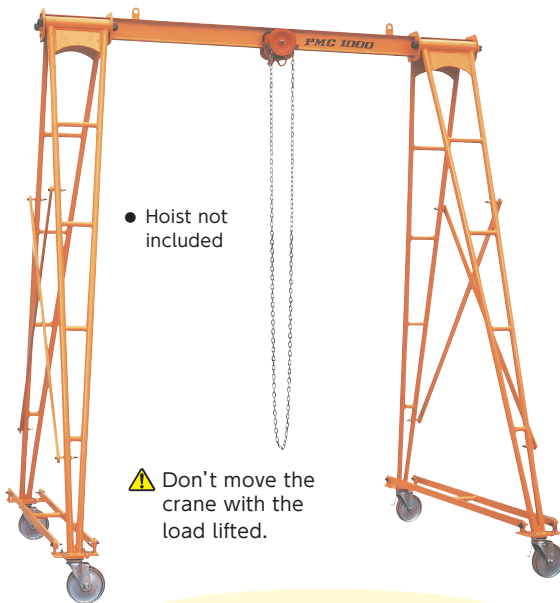
#### ► Features

- Ideal in workplace without fixed crane equipment.
- Light-weight and yet very robust.
- Easy assembly and disassembly.
- Smooth carriage and transport.
- Including casters (swivel caster with brake for all 4 wheels) and a geared trolley for movement.



| Item No.        | Rated capacity (kg) | Lifting height (m) | N.W. (kg) |
|-----------------|---------------------|--------------------|-----------|
| <b>PMC490A</b>  | 490                 | 2.3                | 104       |
| <b>PMC1000A</b> | 1,000               | 2.8                | 124       |

\* Assembly is to be made by the user.



\* Upon request, we can provide a beam of your required length (span).

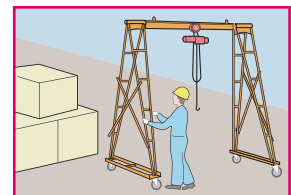
## PMC

### PORTABLE GATE TYPE CRANE

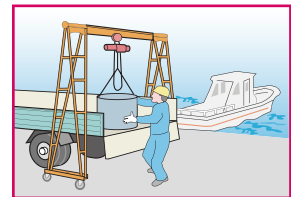
#### ► Features

- Ideal in workplace without fixed crane equipment.
- This crane can be assembled, disassembled and moved by a small number of people, and using this crane makes useless any crane equipment.
- Including casters (swivel caster with brake for all 4 wheels) and a geared trolley for movement.

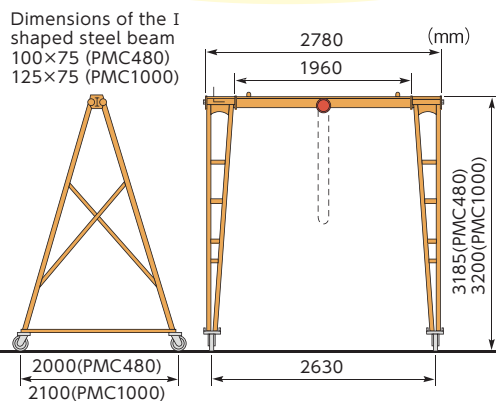
#### ► Example of use



- With the casters, you can move the crane anywhere.



- The lateral movement of the hoist can be operated smoothly with the geared trolley (attached with the main body).



★ Upon request, we can provide a crane of your required dimensions.

| Item No.       | Rated capacity (kg) | Lifting height (m) | N.W. (kg) |
|----------------|---------------------|--------------------|-----------|
| <b>PMC490</b>  | 490                 | 3                  | 333       |
| <b>PMC1000</b> | 1,000               | 3                  | 377       |

\* Assembly is to be made by the user.

#### CAUTIONS

- The values of rated capacity include the weights of a hoist and a hanger (the weight of the load must be calculated by reducing the weights of a hoist and a hanger from the rated capacity).
- The hoist is not included (always use a hoist adapted to the rated capacity, the lifting height and the dimension of the fixing hook).
- The lifting height will be reduced if a hoist is attached.
- Dimensions of the trolley's hoist fixing hook.

PMC480A ) 28x38mm, PMC1000A ) 30x40mm  
PMC480 ) 28x38mm, PMC1000 ) 30x40mm





- Hoist not included

⚠ Don't move the crane with the load lifted.

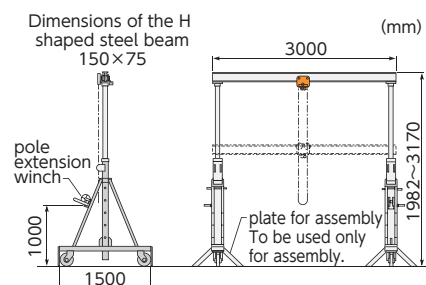
★ Upon request, we can provide a crane of your required dimensions.

## PMC1000AN

### ALUMINUM PORTABLE GATE TYPE CRANE (Telescopic Type)

#### ► Features

- Ideal in workplace without fixed crane equipment.
- The gate can be manually raised and lowered (5 steps adjustment), so the crane can be compactly stored and is easy to handle.
- Light-weight and yet very robust.
- Easy assembly and disassembly. ● Smooth carriage and transport.
- Including casters (swivel caster with brake for all 4 wheels) and a geared trolley for movement.
- The lifting height can be adjusted by 5 steps of 200mm each.



| Item No.  | Rated capacity (kg) | Lifting height (mm) | N.W. (kg) |
|-----------|---------------------|---------------------|-----------|
| PMC1000AN | 1,000               | 2,200~3,000         | 173       |

\* Assembly is to be made by the user.



- Hoist not included

⚠ Don't move the crane with the load lifted.

\* Upon request, we can provide a beam of your required length (span).

## PMC-BN

### PORTABLE GATE TYPE CRANE (Telescopic Type)

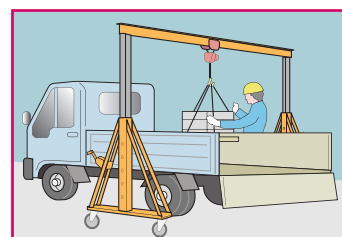
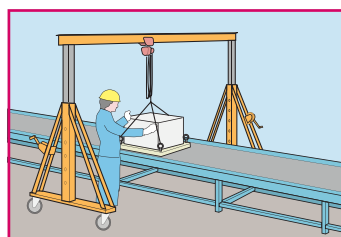
MOVIE ▶



#### ► Features

- Ideal in workplace without fixed crane equipment.
- The gate can be manually raised and lowered, so the crane is easy to handle and can be compactly stored.
- Including casters (swivel caster with brake for all 4 wheels) and a geared trolley for movement.
- The lifting height can be adjusted by 5 steps of 200mm each.

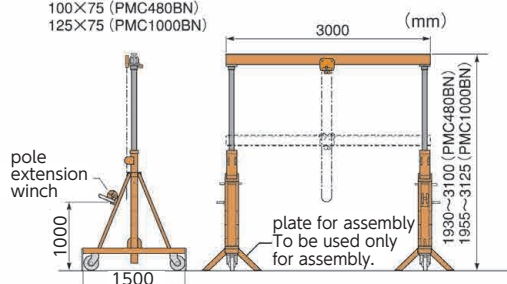
#### ► Example of use



- Lifting height is adjustable according to the workplace environment (5 steps adjustment).

- With the casters, you can move the crane anywhere.
- The lateral movement of the hoist can be operated smoothly with the geared trolley (attached with the main body).

Dimensions of the I shaped steel beam  
100x75 (PMC480BN)  
125x75 (PMC1000BN)



★ Upon request, we can provide a crane of your required dimensions.

| Item No.  | Rated capacity (kg) | Lifting height (mm) | N.W. (kg) |
|-----------|---------------------|---------------------|-----------|
| PMC490BN  | 490                 | 2,200~3,000         | 259       |
| PMC1000BN | 1,000               | 2,200~3,000         | 273       |

\* Assembly is to be made by the user.

#### CAUTIONS

- The values of rated capacity include the weights of a hoist and a hanger (the weight of the load must be calculated by reducing the weights of a hoist and a hanger from the rated capacity).
- The hoist is not included (always use a hoist adapted to the rated capacity, the lifting height and the dimension of the fixing hook).
- The lifting height will be reduced if a hoist is attached.
- Dimensions of the trolley's hoist fixing hook.  
PMC1000AN 30x40mm, PMC480BN 28x38mm, PMC1000BN 30x40mm