

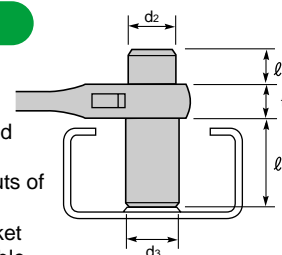
DOUBLE-SIZE RATCHET WRENCH with Shallow and deep socket

(Reversible claw type)

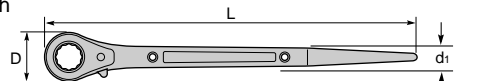


RN 1012L ~ 3236L

Optimal for tightening in the deep grooves of C or H shaped channels and angles.
 Convenient for use on long bolts (U nuts of carbodies and ducts)
 16 double sizes, single side deep socket type (Reversible claw type) are available for use.




Metallic color finish



For sizes above 17X19, a hole for attaching a safety rope is provided.

(Unit: mm)



Item No.	Size	L	D	d ₁	d ₂	d ₃	t	ℓ ₁	ℓ ₂	Weight (g)	Remarks
RN 1012L	10 × 12	225	28	11	15	18	14	10	28	160	
RN 1013L	10 × 13	225	28	11	15	18	14	10	28	180	
RN 1214L	12 × 14	225	28	11	18	19	14	11	29	160	
RN 1317L	13 × 17	265	34	12	18	23	16	14	52	290	
RN 1417L	14 × 17	265	34	12	19	23	16	14	52	300	
RN 1719L	17 × 19	310	41	15	23	26	18	16	52	450	
RN 1721L	17 × 21	310	41	15	23	28	18	16	52	480	
RN 1921L	19 × 21	310	41	15	26	28	18	16	52	460	
RN 1924L	19 × 24	355	49	19	26	32	20	18	64	780	
RN 3024L	30 × 24	400	62	23	41	32	22	20	65	1,170	
RN 2126L	21 × 26	355	49	19	28	35	20	18	69	800	
RN 2127L	21 × 27	355	51	19	28	36	20	18	72	850	
RN 2427L	24 × 27	355	51	19	32	36	20	18	72	860	
RN 2430L	24 × 30	400	62	23	32	41	22	20	76	1,270	
RN 2732L	27 × 32	400	62	23	36	43	22	20	82	1,350	
RN 3236L	32 × 36	445	67	25	43	49	24	21	91	1,800	

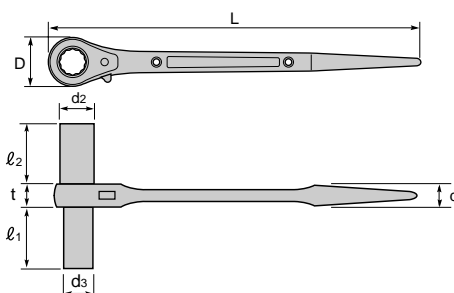
DOUBLE-SIZE RATCHET WRENCH with Deep socket

(Reversible claw type)

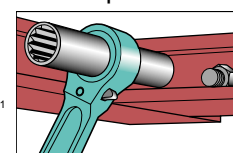


RN 1013WL ~ 1719WL

5 sizes of sockets often used in combination cover a variety of uses.
 Metallic color finish



Example of use



(Unit: mm)

Item No.	Size	L	D	d ₁	d ₂	d ₃	t	ℓ ₁	ℓ ₂	Weight (g)	Remarks
RN 1012WL	10L × 12L	225	28	11	18	15	14	32	32	230	
RN 1013WL	10L × 13L	225	28	11	18	15	14	32	32	230	
RN 1014WL	10L × 14L	225	28	11	19	15	14	32	32	230	
RN 1113WL	11L × 13L	225	28	11	18	16	14	32	32	230	
RN 1214WL	12L × 14L	225	28	11	19	18	14	32	32	230	
EN 1314WL	13L × 14L	225	28	11	19	18	14	32	32	230	
RN 1317WL	13L × 17L	265	34	12	23	18	16	33	33	340	
RN 1415WL	14L × 15L	265	34	12	20	19	16	33	33	340	
RN 1417WL	14L × 17L	265	34	12	23	19	16	33	33	340	
RN 1719WL	17L × 19L	310	41	15	26	23	18	34	34	500	
RN 1721WL	17L × 21L	310	41	15	28	23	18	34	34	500	
RN 1921WL	19L × 21L	310	41	15	28	26	18	34	34	500	