
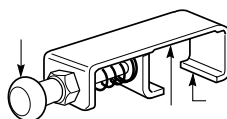


FLARING ATTACHMENT



TFWA

Conforms to new regulations (No.2 type) for old gauge bars.



for New cooling media

Example of use



1. Hook to the gauge bar, pull the handle and the gauge is fixed to clamp.
2. Slide the attachment to the position of the required copper tube size and insert it to the end (The gauge bar is set at the position 1mm higher than the surface of gauge bar).
3. Slide the attachment to other positions and proceed with flaring. (In case of 3/4", proceed with flaring after setting the copper tube and removing the attachment).

Item No.	Remarks
TFWA	

GAUGE BAR

TFG 455N · 456N



To be used only with new cooling medias for replacing gauge bars.
Usable models.


for New cooling media

(Unit : inch)

Item No.	No. of Holes	Applicable external diameter of tube	Weight (g)	Remarks
TFG 455N	5	1/4 · 3/8 · 1/2 · 5/8 · 3/4	530	
TFG 456N	6	1/4 · 5/16 · 3/8 · 1/2 · 5/8 · 3/4	570	

GAUGE BAR Standard type

TFG 53M ~ 57M · 53W ~ 57W




For TS 420M - 457W gauge bars.
Flexible selection to meet required use.

(Unit : mm · inch)

Item No.	Applicable external diameter of tube	Weight(g)	Remarks
TFG 56M	4 · 5 · 6 · 8 · 10 · 12	520	
TFG 56W	1/8 · 3/16 · 1/4 · 5/16 · 3/8 · 7/16	520	
TFG 53M	14 · 16 · 20	470	
TFG 53W	1/2 · 5/8 · 3/4	470	
TFG 57M	4 · 6 · 8 · 10 · 12 · 14 · 16	650	
TFG 57W	3/16 · 1/4 · 5/16 · 3/8 · 7/16 · 1/2 · 5/8	650	

YOKE (for TFG-M · W)

TFY 50




Gauge bar use yoke
Strong and sturdy drop forged body.

Item No.	Weight (g)	Remarks
TFY 50	370	

UNI-CHUCK YOKES

TFY 416



For Uni-chuck gauge use
The drop-forged body is hard and sturdy.

Item No.	Weight (g)	Remarks
TFY 416	370	

UNI-CHUCK GAUGE

Free expansion type

TFG 416



Single action turning of the handle to fix tubing

Item No.	Tube fixing capacity	Weight (g)	Remarks
TFG 416	4 ~ 16 (mm) 3/16 ~ 5/8 (inch)	520	