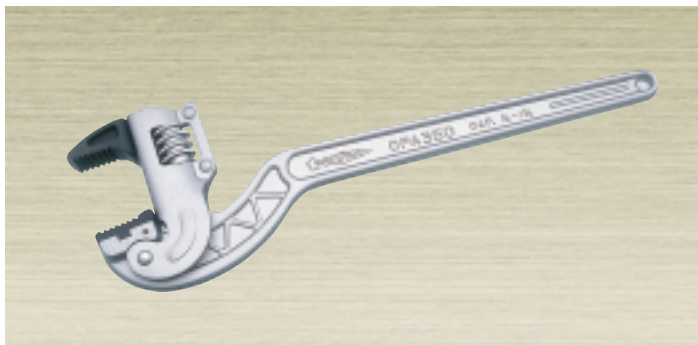
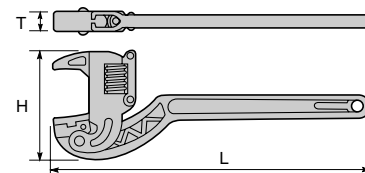


ALUMINUM PIPE WRENCH for Corner standard type



CPA 250 ~ 450

The drop-forged aluminum body is light and sturdy.
Optimal for piping work in narrow places such as ground contact areas near walls and inside grooves.



(Unit : mm)

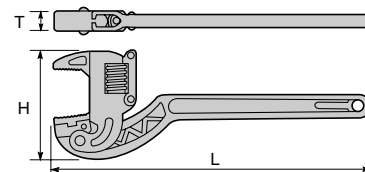
Item No.	Applicable pipe to bite size	External diameter	L	H	T	Weight (kg)	Remarks
CPA 250	1/4 ~ 1B (8 ~ 25A)	13 ~ 40	251	83.5	19	0.4	
CPA 300	3/8 ~ 1 1/4B (10 ~ 32A)	15 ~ 46	301	100	21	0.6	
CPA 350	1/2 ~ 1 1/2 B (15 ~ 40A)	20 ~ 54	351	111.5	23	0.7	
CPA 450	1 ~ 2B (25 ~ 50A)	30 ~ 65	451	134.5	25	1.2	

ALUMINUM PIPE WRENCH for Corner pipe and coated pipe combined type



CPA 250M ~ 450M


The drop forged aluminum body is light and sturdy.
The middle teeth enable a fit clamp for a variety of uses.



(Unit : mm)

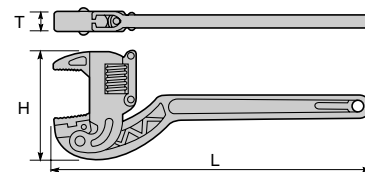
Item No.	Applicable pipe to bite size	External diameter	L	H	T	Weight (kg)	Remarks
CPA 250M	1/4 ~ 1B (8 ~ 25A)	13 ~ 40	251	83.5	19	0.4	
CPA 300M	3/8 ~ 1 1/4B (10 ~ 32A)	15 ~ 46	301	100	21	0.6	
CPA 350M	1/2 ~ 1 1/2 B (15 ~ 40A)	20 ~ 54	351	111.5	23	0.7	
CPA 450M	1 ~ 2B (25 ~ 50A)	30 ~ 65	451	134.5	25	1.2	

ALUMINUM PIPE WRENCH for Corner coated pipe only



CPA 250N ~ 450N

The drop forged aluminum body is light and sturdy.
No scratching due the small pitch of the teeth



(Unit : mm)

Item No.	Applicable pipe to bite size	External diameter	L	H	T	Weight (kg)	Remarks
CPA 250N	8A ~ 25A	13 ~ 40	251	83.5	27	0.43	
CPA 300N	10A ~ 32A	15 ~ 46	301	100	31	0.63	
CPA 350N	15A ~ 40A	20 ~ 54	351	111.5	35	0.8	
CPA 450N	25A ~ 50A	30 ~ 65	451	134.5	40	1.23	