




## WIDE MOTOR WRENCH Flat and light PAT.



### MFW 280

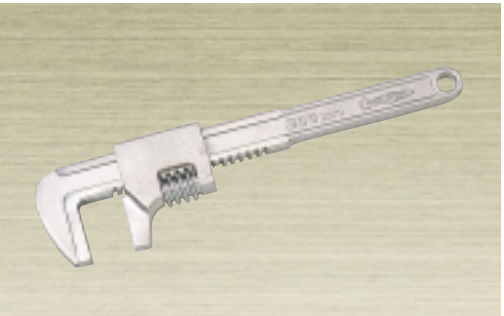
New release of "Scull Wrench" light but robust  
 Mouth depth: 48mm; Mouth width: 0 to 80mm (very wide)  
 Flat and slim type, saving 30% weight (compared with our conventional products).



(Unit : mm)

Item No.	Mouth width	Mouth depth	Mouth thickness	Full length	Weight (g)	Remarks
MFW280	0 ~ 80	48	8.5	284	450	

## MOTOR WRENCH



### MF 280

Compared with adjustable angle wrench, the wide mouth enables a broad range of uses.  
 Optimal for tightening soft nuts such as plated , copper, brass, etc.

(Unit : mm)

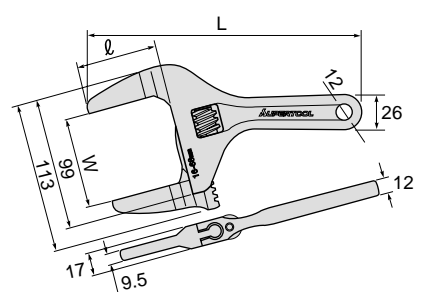
Item No.	Dimension of mouth	Full length	Weight (g)	Remarks
MF 280	0 ~ 75	285	680	

## VERTICAL TYPE ALLUMINUM MOTOR WRENCH



### MFT 68A

Aluminum alloy not to be injured on the nut of the designed environment pipe.  
 Very useful for the narrow apace due to light, compact and wide type.



(Unit : mm)

Item No.	W	l	L	Weight (g)	Remarks
MFT 68A	16 ~ 68	60	205	225	