




BEARING PULLER SET

BP 15S ~ 30FS

Tool exclusively for removing bearings from internal rings.
Chuck the internal claw on internal diameter and the bearing can be removed with ease by turning the nut after setting on the stand.
Steel case supplied.

Examples of use

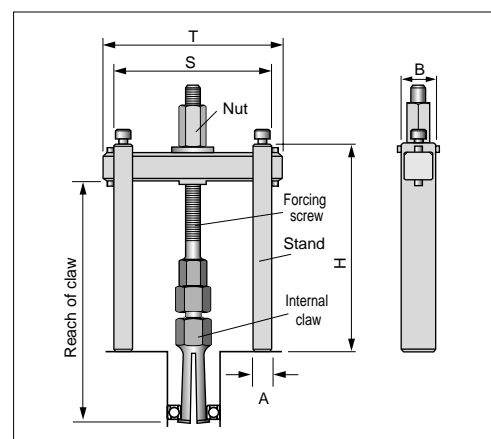
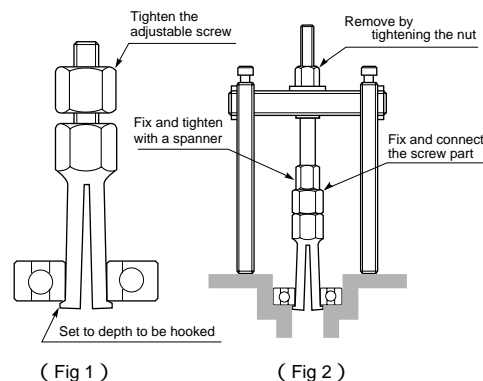


BP 15S

BP 30S

BP 30FS

1. Insert the internal claw to meet the internal diameter of the bearing at the depth of the bearing and tighten the adjustable screw, set the internal claw to be hooked firmly to the depth of the bearing. (Fig 1)
2. Fix and connect the lower part of the forcing screw of the standing puller to the adjustable screw. (Fig 2)
3. Fix and tighten the hexagonal part at lower portion of the forcing screw with a spanner and remove the bearing by tightening the nut. (Fig 2)




(Unit : mm)

Item No.	Applicable bearing to remove	S	T	A	B	H	Reach of claw	Set weight (kg)	Remarks
BP 15S	8、10、12、15	42 ~ 88	100	10	20	120	Maximum 150	1.5	
BP 30S	17、20、25、30	47 ~ 98	110	10	25	130	Maximum 150	2.0	
BP 30FS	8、10、12、15、17、20、25、30	Full set						3.8	

PARTS for Bearing puller set

BPS 15・30

After chucking the internal claw (BJ8 ~ 30) to the internal diameter, set the stand.




Standing set

Item No.	Applicable internal claw.	Remarks
BPS 15	BJ 8 ~ 15	
BPS 30	BJ 17 ~ 30	

BJ 8 ~ 30

Easy to set stand.



Internal claw

Item No.	Applicable stand	Applicable bearing	Remarks
BJ 8	BPS 15	8	
BJ 10	BPS 15	10	
BJ 12	BPS 15	12	
BJ 15	BPS 15	15	
BJ 17	BPS 30	17	
BJ 20	BPS 30	20	
BJ 25	BPS 30	25	
BJ 30	BPS 30	30	