




SPECIAL CRANE · CLEAN ROOM SPECIFICATIONS (Customized products)

Here are introduced custom-made products which we have manufactured according to the customers' requests. Apart from the introduced specifications, we will start custom-building new products according to the customers' requests.



Machine-installed jib crane
JBC 5031NP
 Rated capacity: 500kg
 Arm length: 2.2m to 4m
 Lifting height: 2.9m
 Application: To be used for Robot and filter exchange
 Feature/Applied Uses:
 Directly to be installed on vacuum equipment
 Optimal for the place where the lifting height is not enough for the use of chain block.
 Lifting the work at one point and raising it to the upper end, and then the spring force will be able to stop the swinging of the work by compression.

Portion of the crane to be fixed on the machine



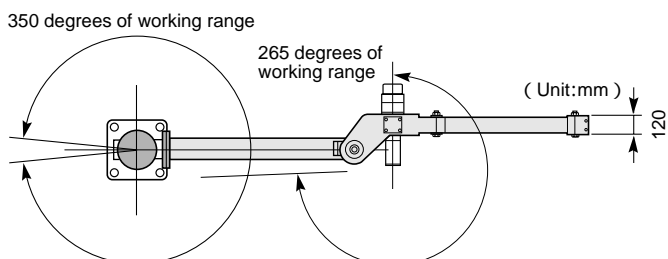
Manual-type lifter
DFC 200 ~ 1000

Applications:
 For maintenance of devices and machines
 For unloading of products from the conveyor line by installing the lifter beside it

Item No.	Rated capacity (kg)	Arm length (mm)	Lifting height (mm)
DFC 200	200	800	1500
DFC 500	500	800	1500
DFC 750	750	1000	2000
DFC 1000	1000	1200	2000



Portion of the crane to be fixed on the machine




Machine-installment type jib crane PAT.
 (Hoist-built-in type/Universal-joint type)
JBC 2525KW
 Rated capacity: 150/250/480kg
 Arm length: 2.6m
 Lifting height: 3.4m
 Application: To be used for Robot and filter exchange
 Feature
 As the arm has a hoist built in it, the lifting height is comparatively high.
 Swiveling of the whole arm and universal joint secure a wide range of working area.
 To be installed directly on the vacuum equipment.



Electric movable type
 (Electric movable/electric arm extension/manual pole extension)
JBC 2018DNE
 Rated capacity: 200kg
 Arm length: 1.2m to 1.8m
 Lifting height: 1.5m to 2.4m
 Application: Maintenance of machinery
 Feature
 Movement is electrically to be made.
 Arm length is electrically to be adjusted.
 Extension and extraction of the pole by manual winch
 Battery power source

You will be separately charged for freight and installation.

SPECIAL CRANES



Electric traveling bogie crane
DJC 200D ~ 1000D



Manual traveling bogie crane
DJC 200 ~ 1000

Application:

Maintenance of devices and machinery
For unloading of products from the conveyor line by installing the lifter beside it.

Item No.		Rated capacity (kg)	Arm length (mm)	Lifting height (mm)
Electric traveling	Manual traveling			
DJC 200D	DJC 200	200	800	1500
DJC 500D	DJC 500	500	800	1500
DJC 750D	DJC 750	750	1000	2000
DJC 1000D	DJC 1000	1000	1200	2000



Portable gate-type crane
(Extension type)

PMC 1BNC

Rated capacity: 1 ton
Span: 2,850 mm
Lifting height: 2.5m
Feature: To be used for assembling of Clean Room
Application: Height is adjustable. You can easily move the crane on casters.



Movable type
(Electric Telescopic Arm)


JBC 0720ST

Rated capacity: 75kg Arm length: 1 to 2m Lifting height: 2.5m
Feature: The wheels of the bogie are made of MC nylon, the outriggers and bolts are made of stainless steel, and rubber is attached on the outrigger table, because this crane is designed to meet the Clean Room specifications.
Arm length is adjustable by hydraulic pressure.
Application: When it is necessary to change the arm length even after having moved and set up the crane.



Pole-shoring type jib crane
JBC 3520T

Rated capacity: 350kg
Lifting height: 2.6m
Arm length: 2m
Manual winding winch
Manual swiveling device
Feature: Stainless steel made (excluding swiveling device)
To be used at the pool and the clean room.



You will be separately charged for freight and installation.