

Normal Type

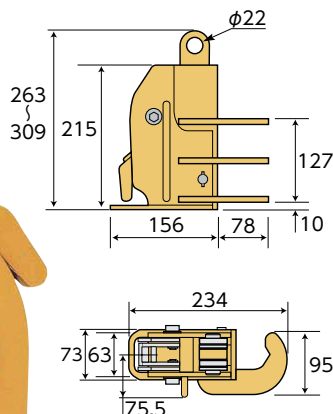
TVC1

REINFORCING ROD VERTICAL LIFTING CLAMP

CHECK!



Operation manual & parts drawing



Example of use

When you connect the rope to the remote control lever and you pull it, the open lock gets set and the clamp can be easily removed.



Accessories

- Rope for remote control (2.9m) included

Features

- Ideal for assembling, pressure welding and extracting reinforcing steel rods.
- This clamp allows sure and safe vertical lifting of pre-assembled rods and round or irregulars shaped bars.
- The open lock is a center lever type, enabling remote control with the rope included.
- As the clamp body has been designed to have no superfluous components protruding on the sides, rod lifting operations and remote operations can be done smoothly.
- When clamping a load, the curved shaped holding plate and the cam generate a sure grip of the rod.

Item No.	Rated capacity (ton)	Applicable diameters (mm)	Applicable reinforcing rod name	N.W. (kg)
TVC1	1	φ16~41	D16~D38	6

Double Lock Type

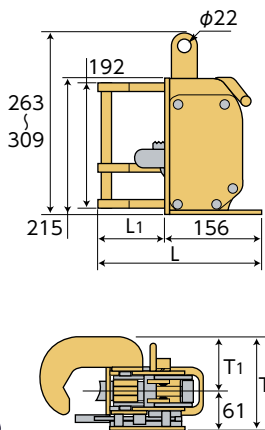

TVC1L

REINFORCING ROD VERTICAL LIFTING CLAMP

CHECK!



Operation manual & parts drawing



Example of use

1. When the remote control lever is pulled up, the cam bites the reinforcing rod and the anti-drop off lever comes out.
2. To release the rod, pull down the stopper of the anti-drop off lever and pull the rope. The open lock gets set and the clamp can be easily removed.



Accessories

- Ropes for remote control (yellow : 2.9m ; white : 1.5m) included

Features

- Clamp for reinforcing rod including a safety lever to prevent rod dropping off.
- This clamp allows sure and safe vertical lifting of pre-assembled rods and round or irregulars shaped bars.
- The open lock is a center lever type, enabling remote control with the rope included.
- When the remote lever is pulled up, the anti-drop off lever on the side of the body comes out to prevent safely reinforcing rod from coming off from the push up pressure.

TVC1L3

Item No.	Rated capacity (ton)	Applicable diameters (mm)	Applicable reinforcing rod name	Size (mm)				N.W. (kg)
				L	L1	T	T1	
TVC1L3	1	φ16~41	D16~D38	234	78	124	63	11
TVC1L5	1	φ35~55	D35~D51	264	108	148	87	12

★ Parts drawings and operation manuals can be downloaded from our website.
● For all the appendix, please refer to P.54 ~56

Vertical & lateral lifting clamps

Vertical lifting clamps

Lateral lifting clamps

Horizontal lateral lifting clamps, lifting hooks

Steel beam lifting clamps, balance

Screw cam clamps

Beam clamps

Super foot locks, lifting hooks

Super lock hooks

Drum lift clamps

Lifting hooks for forklift, rail clamps

Reinforcing rod vertical lifting clamps

safety belt clamps