

» Automatic Type

KBC500WA

**AUTOMATIC BATCH LIFTING CLAMP FOR BANK BLOCK
(with Wire Rope and Ring)**

CHECK!




Operation manual &
parts drawing

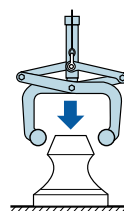
Example of use



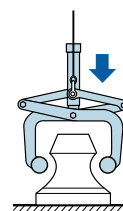
Shape of applicable blocks
Bank blocks with necks.
Max. 7 pieces.



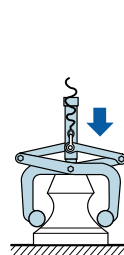
Automatic setting / removing mechanism



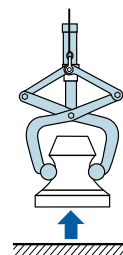
1) As a preparation
before lifting,
lift the clamp in
release position.



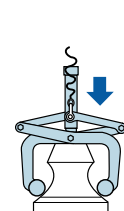
2) Lower the clamp slowly so
that it stay aligned with the
center of the block until the
clamp main body and the
guide pipes touch the block
and keep lowering until the
wire rope is completely
loosened.



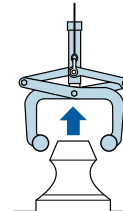
3) Stabilize the
clamp horizontally
on the block.



4) When the load is
lifted, the clamp gets
locked automatically
into tightening
position and grips
firmly the bank block.

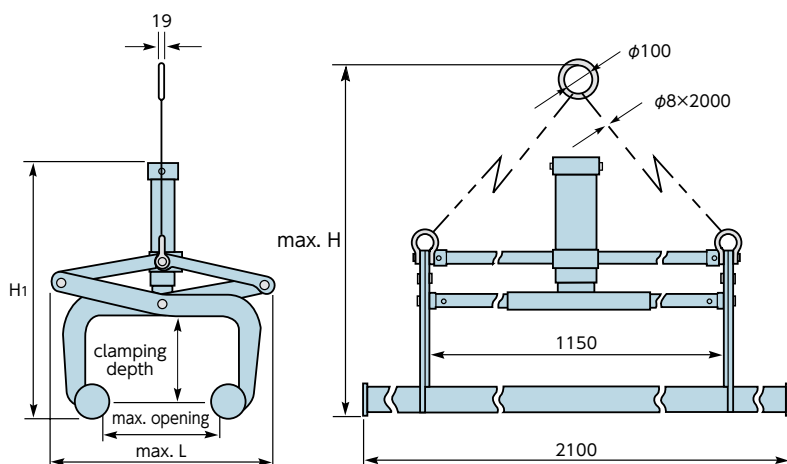



5) Move the load to
the target place and
land it until the wire
rope is completely
loosened.



6) When the clamp is
lifted, it gets locked
automatically into release
position so that you can
move the clamp alone
and switch smoothly to
the next operation.

By repeating procedures 1)~6), transportation of bank blocks batches can be quickly operated just by moving laterally and hoisting up and down the crane.



Features

- Dedicated for lifting bank blocks with necks.
- Can lift together in one batch up to 7 bank blocks. Ideal for handling, loading and unloading operations.
- The automatic setting / removing mechanism allows operations with one operator. The workability is greatly improved compared to conventional manual clamp types.

Item No.	Rated capacity (kg)	Clamp range (mm)	Size (mm)					N.W. (kg)
			(max. opening)	(clamping depth)	L (MAX)	H (MAX)	H1	
KBC500WA	500	60~270	300	230	600	2810	700~1010	56