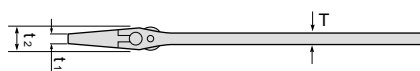


## WIDE ADJUSTABLE ANGLE WRENCH (Light-weight and thin type) PAT.P.



### MW 24 ~ 36


Open wider type with better in quality than JIS standard.  
 Very useful for working in screwing nut at the narrow space.  
 Fatigue is decreasing due to good working quality with light-thin type.



(Unit: mm)

| Item No. | Size | Maximum opening | Full length | t <sub>1</sub> | t <sub>2</sub> | T | Weight (g) | Remarks |
|----------|------|-----------------|-------------|----------------|----------------|---|------------|---------|
| MW24     | 150  | 24              | 155         | 6              | 10             | 5 | 100        |         |
| MW30     | 200  | 30              | 203         | 6.5            | 12             | 6 | 190        |         |
| MW36     | 250  | 36              | 244         | 7              | 12.5           | 7 | 275        |         |

## ADJUSTABLE ANGLE WRENCH



### MA 100 ~ 600

Optimal for tightening and loosening nuts.  
 The opening can be adjusted according to sizes of nuts.

(Unit: mm)

| 品番     | Size | Maximum opening | Full length | Weight (g) | Remarks |
|--------|------|-----------------|-------------|------------|---------|
| MA 100 | 100  | 13              | 110         | 60         |         |
| MA 150 | 150  | 20              | 158         | 120        |         |
| MA 200 | 200  | 24              | 205         | 240        |         |
| MA 250 | 250  | 29              | 258         | 350        |         |
| MA 300 | 300  | 34              | 308         | 600        |         |
| MA 375 | 375  | 44              | 385         | 1,150      |         |
| MA 450 | 450  | 55              | 460         | 2,010      |         |
| MA 600 | 600  | 65              | 612         | 3,500      |         |

## SOFT GRIP ADJUSTABLE ANGLE WRENCH




### SMA 150 ~ 300

The special soft polyvinyl grip reduces fatigue caused by excessive gripping.  
 Non-slip grooved grip is effective even in oily applications.  
 Color coded classification; blue, red and green.

(Unit: mm)

| Item No. | Size | Maximum opening | Full length | Color of grip | Weight (g) | Remarks |
|----------|------|-----------------|-------------|---------------|------------|---------|
| SMA 150  | 150  | 20              | 164         | Blue          | 140        |         |
| SMA 200  | 200  | 24              | 217         | Red           | 250        |         |
| SMA 250  | 250  | 29              | 270         | Yellow        | 420        |         |
| SMA 300  | 300  | 34              | 321         | Green         | 650        |         |

## OPEN-END SPANNER 6 PCE-SET



### SX 60J

The pointed ends of the spanner allow for easy handling in confined spaces.

(Unit: mm)

| Item No.     | Combination |        |         |         | Weight (g) | Remarks |     |  |
|--------------|-------------|--------|---------|---------|------------|---------|-----|--|
| SX 60J (ISO) | 6 × 7       | 8 × 10 | 11 × 13 | 12 × 14 | 17 × 19    | 22 × 24 | 600 |  |